

ORIGINAL
MADE IN
SPAIN



Catálogo 2024



TRAINS FOR PLAYING AND DREAMING



CLASSICS • HIGH SPEED • CHRISTMAS • TRAM • UNDER 5 YEARS



*Design study for Pequetren electric trains
Sketches of the locomotive and passenger cars
with light and metal finishes*



Tren de los Peques Ref. 2001

Children's Train




- | | | | |
|--|---------------------|--|---------------------|
| | CONTENIDO | | CONTENTS |
| | 1 LOCOMOTORA | | 1 LOCOMOTIVE |
| | 3 VAGONES | | 3 WAGONS |
| | 6 VIAS CURVAS | | 6 CURVED RAILS |
| | 6 VIAS RECTAS | | 6 STRAIGHT RAILS |
| | 1 ESTACION | | 1 STATION |
| | 1 TUNEL | | 1 TUNNEL |
| | 8 MUÑECOS | | 8 PUPPETS |
| | 1 LÁMINA PERSONAJES | | 1 LAMINA CHARACTERS |
| | 8 PEANAS PERSONAJES | | 8 STANDS CHARACTERS |


- | | | | |
|--|----------------------|--|----------------------|
| | CONTEÚDO | | CONTENUTO |
| | 1 LOCOMOTIVA | | 1 LOCOMOTIVA |
| | 3 VAGÕES | | 3 CARROZZE |
| | 6 VIAS CURVAS | | 6 BINARI CURVE |
| | 6 VIAS RETAS | | 6 BINARI DIRITTE |
| | 1 ESTAÇÃO | | 1 STAZIONE |
| | 1 TUNEL | | 1 GALLERIA |
| | 8 BONECOS | | 8 BAMBOLE |
| | 1 LÁMINA PERSONAGENS | | 1 PIASTRE PERSONAGGI |
| | 8 PLANO PERSONAGENS | | 8 PIEDI PERSONAGGI |

- | | | | |
|--|---------------------|--|-------------------------------|
| | CONTENU | | КОМПЛЕКТАЦИЯ |
| | 1 LOCOMOTIVE | | 1 ЛОКОМОТИВ (с подсветкой) |
| | 3 WAGONS | | 3 ВАГОН |
| | 6 VOIES CURVES | | 6 ИЗОГНУТЫЕ РЕЛЬСЫ |
| | 6 VOIES DROITES | | 6 ПРЯМЫЕ РЕЛЬСЫ |
| | 1 STATION | | 1 СТАНЦИЯ |
| | 1 TUNNEL | | 1 ТОННЕЛЬ |
| | 8 PANTINS | | 8 РИСУНОК |
| | 1 LAME PERSONNAGES | | 1 ЛИСТ С ФИГУРКАМИ ПЕРСОНАЖЕЙ |
| | 8 SOCLE PERSONNAGES | | 8 ПОДСТАВКА ДЛЯ ФИГУРКИ |

SIDE B



Cm	Pieces	Cm
72x42,5x5	6	75x44,5x31,5
U/m³	Kg	not included.
57 / 0,105	8	"AA", LR-6, "M" 1 X 1,5V






Pequetren

Talgo Pendular 200 Ref. 506

Articulated Train Talgo Ref. 505



- CONTENIDO**
- 1 LOCOMOTORA
 - 3 VAGONES
 - 16 VIAS CURVAS
 - 3 VIAS RECTAS
 - 1 DESVÍO DERECHA
 - 1 DESVÍO IZQUIERDA
 - 1 ENCARRILADOR
- CONTENTS**
- 1 LOCOMOTIVE
 - 3 WAGONS
 - 16 CURVED RAILS
 - 3 STRAIGHT RAILS
 - 1 DETOUR RIGHT
 - 1 DETOUR LEFT
 - 1 TRAIN LANE

- CONTEÚDO**
- 1 LOCOMOTIVA
 - 3 VAGÕES
 - 16 VIAS CURVAS
 - 3 VIAS RETAS
 - 1 DESVIO DREITA
 - 1 DESVIO ESQUERDA
 - 1 ENCARRILADOR
- CONTENUTO**
- 1 LOCOMOTIVA
 - 3 CARROZZE
 - 16 BINARI CURVE
 - 3 BINARI DIRITTE
 - 1 DISVIO A DESTRA
 - 1 DISVIO A SINISTRA
 - 1 INCARREGGIATORE

- CONTENU**
- 1 LOCOMOTIVE
 - 3 WAGONS
 - 16 VOIES CURVES
 - 3 VOIES DROITES
 - 1 DÉVIATION À DROITE
 - 1 DÉVIATION À GAUCHE
 - 1 AIGUILLEUR
- КОМПЛЕКТАЦИЯ**
- 1 ЛОКОМОТИВ
 - 3 ВАГОН
 - 16 ИЗГНУТЫЕ РЕЛЬСЫ
 - 3 ПРЯМЫЕ РЕЛЬСЫ
 - 1 СТРЕЛКА ПРАВАЯ
 - 1 СТРЕЛКА ЛЕВАЯ
 - 1 СТРЕЛКА



Cm.	Pieces	Cm.
71,5x45,5x6	5	74x48x32

Ref. 506
8 412514 005068




U/m ²	Kg.	not included.
44 / 0,113	9	C', LR-14, 'L' 2 X 1,5V

Ref. 505
8 412514 005051





Cercanías Renfe Ref. 682



- | | | | |
|--|------------------------------|--|-------------------------------|
| | CONTENIDO | | CONTENTS |
| | 1 LOCOMOTORA | | 1 LOCOMOTIVE |
| | 2 VAGONES | | 2 WAGONS |
| | 1 LOCOMOTORA COLA (no motor) | | 1 TAIL LOCOMOTIVE (no engine) |
| | 16 VIAS CURVAS | | 16 CURVED RAILS |
| | 4 VIAS CURVAS CORTAS | | 4 SMALL CURVED RAILS |
| | 4 VIAS RECTAS | | 4 STRAIGHT RAILS |
| | 1 CRUCE DE VIAS | | 1 CROSSING RAILS |
| | 1 PASO A NIVEL | | 1 LEVEL CROSSING |
| | 2 SEMÁFOROS CON BARRERAS | | 2 CROSSING TRAFFIC LIGHTS |
| | 2 VEHÍCULOS | | 2 VEHICLES |

- | | | | |
|--|-------------------------------|--|----------------------------------|
| | CONTEÚDO | | CONTENUTO |
| | 1 LOCOMOTIVA | | 1 LOCOMOTIVA |
| | 2 VAGÕES | | 2 CARROZZE |
| | 1 LOCOMOTIVA FILA (sem motor) | | 1 LOCOMOTIVA CODA (senza motore) |
| | 16 VIAS CURVAS | | 16 BINARI CURVE |
| | 4 VIAS CURVAS CURTAS | | 4 BINARI CURVE BREVI |
| | 4 VIAS RETAS | | 4 BINARI DIRITTE |
| | 1 CRUZAMENTO DE VIAS | | 1 INCROCIO DI FERROVIA |
| | 1 PASAGEM DE NÍVEL | | 1 PASSAGGIO A LIVELLO |
| | 2 SEMÁFOROS COM BARREIRAS | | 2 TRAFFICO CON BARRIERE |
| | 2 VEHÍCULOS | | 2 VEICOLI |

- | | | | |
|--|----------------------------|--|-----------------------------|
| | CONTENU | | КОМПЛЕКТАЦИЯ |
| | 1 LOCOMOTIVE | | 1 ЛОКОМОТИВ |
| | 2 WAGONS | | 3 ВАГОН |
| | 1 LOC. QUEUE (sans moteur) | | 1 ЛОКОМОТИВ БЕЗ ДВИГАТЕЛЯ |
| | 16 VOIES CURVES | | 16 ИЗГНУТЫЕ РЕЛЬСЫ |
| | 4 VOIES CURVES COURTES | | 4 МАЛЫЕ ИЗГНУТЫЕ РЕЛЬСЫ |
| | 4 VOIES DROITES | | 4 ПРЯМЫЕ РЕЛЬСЫ |
| | 1 CROISEMENT DES VOIES | | 1 ПЕРЕСЕЧЕНИЕ РЕЛЬСОВ |
| | 1 PASSÉ À NIVEAU | | 1 УЧАСТОК ДОРОЖНОГО ПОЛОТНА |
| | 2 SÉMAPHORES BARRIÈRES | | 1 ПЕРЕЕЗД СО СВЕТОФОРОМ |
| | 2 VEHICULES | | И ШЛАГБАУМОМ |
| | | | 2 МАШИНКА |



Cm	Pieces	Cm
65,5 x 50 x 7	6	68 x 52,5 x 43,5

U/m²	Kg	not included
38 / 0,155	11	C, LR-14, L 2 X 1,5V





2 Trains Ref. 900

Passenger/Freight

NEW



- | | | | |
|--|----------------------|--|----------------------|
| | CONTENIDO | | CONTENTS |
| | 1 LOCOMOTORA | | 1 LOCOMOTIVE |
| | 3 VAGONES VIAJEROS | | 3 PASSENGER WAGONS |
| | 3 VAGONES MERCANCIAS | | 3 FREIGHT WAGONS |
| | 12 VIAS CURVAS | | 12 CURVED RAILS |
| | 6 VIAS RECTAS | | 6 STRAIGHT RAILS |
| | 1 ESTACIÓN | | 1 STATION |
| | 2 VEHÍCULOS | | 2 TRUCK |
| | 4 BIDONES | | 4 BARRELS |
| | 1 LÁMINA PERSONAJES | | 1 LAMINA CHARACTERS |
| | 10 PEANAS PERSONAJES | | 10 STANDS CHARACTERS |

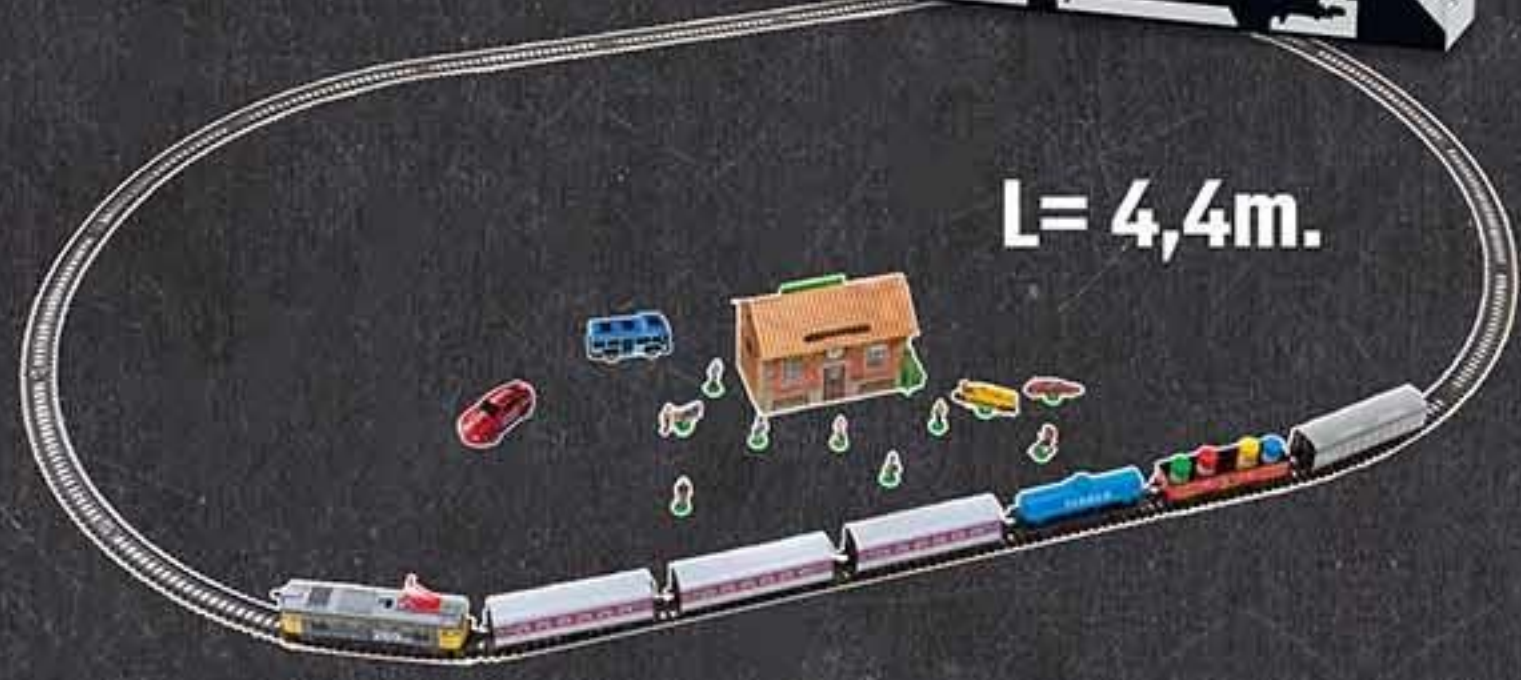
- | | | | |
|--|----------------------|--|----------------------|
| | CONTEÚDO | | CONTENUTO |
| | 1 LOCOMOTIVA | | 1 LOCOMOTIVA |
| | 3 VAGÕES PASSAGEIROS | | 3 CARROZZE PASSEGERI |
| | 3 VAGÕES MERCADORIA | | 3 CARROZZE MERCI |
| | 12 VIAS CURVAS | | 12 BINARI CURVE |
| | 6 VIAS RETAS | | 6 BINARI DIRITTE |
| | 1 ESTAÇÃO | | 1 STAZIONE |
| | 2 VEÍCULOS | | 2 VEICOLI |
| | 4 LATAS | | 4 BARILE |
| | 1 LÁMINA PERSONAGENS | | 1 PIASTRE PERSONAGGI |
| | 10 PLANO PERSONAGENS | | 10 PIEDI PERSONAGGI |

- | | | | |
|--|----------------------|--|--------------------------|
| | CONTENU | | КОМПЛЕКТАЦИЯ |
| | 1 LOCOMOTIVE | | 1 ЛОКОМОТИВ |
| | 3 WAGONS PASSAGER | | 3 ВАГОН ПАССАЖИРСКИЙ |
| | 3 WAGONS MARCHANDISE | | 3 ВАГОН ТОВАРНЫЙ |
| | 12 VOIES CURVES | | 12 ИЗГНУТЫЕ РЕЛЬСЫ |
| | 6 VOIES DROITES | | 6 ПРЯМЫЕ РЕЛЬСЫ |
| | 1 STATION | | 1 СТАНЦИЯ |
| | 2 VEHICULES | | 2 МАШИНКА |
| | 4 BIDONS | | 4 БОЧКА |
| | 1 LAME PERSONNAGES | | 1 ЛИСТ С ФИГУРКАМИ |
| | 10 SOCLE PERSONNAGES | | 10 ПЕРСОНАЖЕЙ |
| | | | 10 ПОДСТАВКА ДЛЯ ФИГУРКИ |

Cm.	Pieces.	Cm.
86 x 46 x 6	6	89 x 48 x 40,5

U/m ²	Kg.	not included.
34 / 0,173	122	AA*, LR-6, M* 2 X 1,5V

SIDE B





Renfe AVE Ref. 720




CONTENIDO



CONTENTS

- 1 LOCOMOTORA
- 2 VAGONES
- 1 LOC. COLA (sin motor)
- 22 VIAS CURVAS
- 11 VIAS RECTAS
- 1 DESVIO DERECHA
- 1 DESVIO IZQUIERDA
- 1 ENCARRILADOR
- 1 SEMAFORO
- 1 SEMAFORO PASO A NIVEL
- 1 BOLSA CON 4 SENALES y 2 FAROLAS
- 2 CAMIONES
- 1 MAQUETA CIUDAD
- 1 LAMINA TUNEL DE MONTAÑA
- 1 LAMINA CON 3 EDIFICIOS

- 1 LOCOMOTIVE
- 2 WAGONS
- 1 TAIL LOCOMOTIVE (without engine)
- 22 CURVED RAILS
- 11 STRAIGHT RAILS
- 1 DETOUR RIGHT
- 1 DETOUR LEFT
- 1 TRAIN LANE
- 1 TRAFFIC LIGHTS
- 1 STEP LIGHT LEVEL DIORAMA
- 1 BAG WITH 4 TRAFFIC SIGNALS AND 2 LAMPPOST
- 2 TRUCKS
- 1 MODEL TOWN
- 1 CARDBOARD MOUNTAIN TUNNEL
- 3 BUILDINGS OF CARDBOARD



Model Railroad



CONTEÚDO



CONTENUTO

- 1 LOCOMOTIVA
- 2 VAGAOES
- 1 LOC. FILA (sem motor)
- 22 VIAS CURVAS
- 11 VIAS RETAS
- 1 DESVIO DIREITA
- 1 DESVIO ESQUERDA
- 1 ENCARRILADOR
- 1 SEMAFORO
- 1 SEMAFORO PASSO NIVEL
- 1 SACO COM 4 SINAIS TRANSITO E 2 LAMPADAS
- 2 CAMINHÕES
- 1 DIORAMA CIDADE
- 1 LAMINA TUNEL DA MONTANHA
- 1 LAMINA COM 3 EDIFICIOS

- 1 LOCOMOTIVA
- 2 CARROZZE
- 1 LOCOMOTIVA CODA (senza motore)
- 22 BINARI CURVE
- 11 BINARI DIRITTE
- 1 DISVIO A DESTRA
- 1 DISVIO A SINISTRA
- 1 INCARREGGIATORE
- 1 SEMAFORO
- 1 SEMAFORO PASSAGGIO A LIVELLO DIORAMA
- 1 BORSA CON 4 SEGNI E 2 LAMPADINE
- 2 CAMIONE
- 1 DIORAMA CITTA
- 1 PIASTRA TUNNEL DI MONTAGNA Y
- 3 EDIFICI DIORAMA



CONTENU



КОМПЛЕКТАЦИЯ

- 1 LOCOMOTIVE
- 2 WAGONS
- 1 LOC. QUEUE (sans moteur)
- 22 VOIES CURVES
- 11 VOIES DROITES
- 1 DEVIATION A DROITE
- 1 DEVIATION A GAUCHE
- 1 AGUILLEUR
- 1 SEMAPHORE
- 1 SEMAPHORE P. A NIVEAU
- 1 SAC AVEC 4 SIGNES CIRCULATION ET 2 LAMPES
- 2 CAMIONS
- 1 DIORAMA VILLE
- 1 PLAQUE TUNNEL MONTAGNE ET 3 EDIFICES DIORAMA

- 1 ЛОКОМОТИВ
- 2 ВАГОН
- 1 ЛОКОМОТИВ без двигателя
- 22 ИЗГНУТЫЕ РЕЛЬСЫ
- 11 ПРЯМЫЕ РЕЛЬСЫ
- 1 СТРЕЛКА ПРАВАЯ
- 1 СТРЕЛКА ЛЕВАЯ
- 1 СТРЕЛКА
- 1 СЕМАФОР
- 1 ПЕРЕЕЗД СО СВЕТОФОРОМ И ШЛАГБАУМОМ
- 1 НАБОР АКССЕСУАРОВ 4 дорожных знака 2 фонаря
- 2 ГРУЗОВИК
- 1 МАКЕТ ГОРОДКА
- 1 ГОРНЫЙ ТОННЕЛЬ
- 3 ЗДАНИЕ



SIDE B



MAQUETA CIUDAD INCLUIDA
CITY MODEL INCLUDED

TREN ELÉCTRICO A BATERÍAS
ELECTRIC TRAIN WITH BATTERIES

5.5m. CIRCUIT
CIRCUITO DE 0.5m



L = 6,5m.



Cm	Pieces	Cm
65,5 x 50 x 8,5	5	68 x 52,5 x 43,5

U/m³	Kg	not included.
32 / 0,155	15	AA, LR-6, M 2 X 1,5V





Comboio Pendular Ref. 770



CONTENIDO **CONTENTS**

- 1 LOCOMOTORA
- 2 VAGONES
- 1 LOC. COLA (sin motor)
- 22 VIAS CURVAS
- 11 VIAS RECTAS
- 1 DESVIO DERECHA
- 1 DESVIO IZQUIERDA
- 1 ENCARRILADOR
- 1 PUENTE
- 1 SEMAFORO

CONTEÚDO **CONTENUTO**


- 1 LOCOMOTIVA
- 2 VAGÕES
- 1 LOC. FILA (sem motor)
- 22 VIAS CURVAS
- 11 VIAS RETAS
- 1 DESVIO DIREITA
- 1 DESVIO ESQUERDA
- 1 ENCARRILADOR
- 1 PONTE
- 1 SEMAFORO

CONTENU **КОМПЛЕКТАЦИЯ**


- 1 LOCOMOTIVE
- 2 WAGONS
- 1 LOC. QUEUE (sans moteur)
- 22 VOIES CURVES
- 11 VOIES DROITES
- 1 DEVIATION A DROITE
- 1 DEVIATION A GAUCHE
- 1 AIGUILLEUR
- 1 PONT
- 1 SEMAPHORE

Cm.	Pieces.	Cm.
86 x 46 x 6	6	89 x 48 x 40,5

U/m ²	Kg.	not included.
34 / 0,173	138	AA*, LR-6, M* 2 X 1,5V



/ Elossic Series



L = 4,9 rri. <

L = 5,8 m. s

L - 4,4 m.

L = 3,9 m.

L = 4,4 m.

/ High Speed Series

L = 6,2 m.

210 cm

L . 6,5 m

L - 6,6

/ ChildRns Seies

